

















































RESULTS

SENIORS

Rank	Name	NOC Code		D	E1	E2	E3	E4	E5	E6	E Score	Pen.	Total	Rank by App.	
1	BOURGEOIS Léane (2000)	FRA		4.600	8.90	8.80	8.90	8.90			8,900		13.500	(6)	
				4.700	7.20	7.20	7.40	7.30			7,250		11.950	(9)	
				4.800	7.90	7.70	7.70	7.20			7,700		12.500	(2)	
			artistic ded :		4.500	7.20	7.70	7.70	7.00			7,450		11.950	(6)
			artistic ded :												
2	MEYERS Julie (2000)	BEL		4.600	8.80	8.80	8.50	8.80			8,800	-0.10	13.300	(10)	
				4.800	8.10	8.00	7.80	7.90			7,950		12.750	(2)	
				5.000	6.90	6.90	7.10	6.80			6,900		11.900	(5)	
			artistic ded :		4.200	7.70	7.60	8.10	7.30			7,650		11.850	(8)
			artistic ded :												
3	CHARPY Grace (1999)	FRA		4.600	8.70	8.80	8.80	9.30			8,800		13.400	(8)	
				4.800	7.70	7.60	7.50	7.50			7,550		12.350	(5)	
				4.800	6.20	6.40	6.60	6.60			6,500		11.300	(12)	
			artistic ded :		4.800	7.40	7.60	7.90	6.80			7,500	-0.30	12.000	(4)
			artistic ded :												
4	LEPIN Alison (2000)	FRA		4.800	8.80	8.90	8.50	8.60			8,700		13.500	(5)	
				5.500	6.30	6.60	6.80	5.80			6,450		11.950	(10)	
				4.800	7.00	7.00	7.10	7.00			7,000	-0.10	11.700	(9)	
			artistic ded :		4.900	6.90	7.10	7.10	6.90			7,000	-0.10	11.800	(11)
			artistic ded :												
5	MADER Jasmin (1992)	AUT		4.600	9.00	9.00	8.90	8.90			8,950		13.550	(3)	
				4.400	8.00	7.60	7.60	8.10			7,800		12.200	(6)	
				4.300	6.60	6.80	6.50	6.90			6,700		11.000	(15)	
			artistic ded :		4.000	7.80	7.60	7.60	7.80			7,700		11.700	(13)
			artistic ded :												
6	MOUFFOK Jana (2001)	FRA		4.600	8.90	9.00	8.80	9.00			8,950		13.550	(4)	
				4.900	6.90	6.80	7.00	6.90			6,900		11.800	(11)	
				5.100	6.90	6.70	7.20	6.40			6,800	-0.10	11.800	(7)	
			artistic ded :		4.300	6.90	7.00	6.80	6.70			6,850	-0.30	10.850	(25)
			artistic ded :												

























RESULTS

SENIORS




Rank	Name	NOC Code		D	E1	E2	E3	E4	E5	E6	E Score	Pen.	Total	Rank by App.		
7	MÄNNERSDORFER Marlies (1997)	AUT		4.200	8.70	8.80	8.60	8.90			8,750	-0.10	12.850	(15)		
				4.100	7.40	7.20	7.20	7.00			7,200		11.300	(14)		
				4.600	5.80	5.90	6.00	6.10			5,950		10.550	(22)		
			artistic ded :													
				4.200	8.30	8.30	8.60	8.70			8,450		12.650	(1)		
			artistic ded :													
8	NYGAARD Thea Mille (1999)	NOR		4.000	8.60	8.60	8.10	8.30			8,450		12.450	(20)		
				4.200	7.00	7.30	7.00	6.90			7,000		11.200	(16)		
				4.800	6.10	6.00	6.10	6.50			6,100		10.900	(18)		
			artistic ded :													
				4.500	7.50	7.60	7.10	6.90			7,300		11.800	(10)		
			artistic ded :													
9	FRYSAK Bianca (1999)	AUT		3.500	8.70	8.30	8.70	8.80			8,700		12.200	(23)		
				4.200	6.70	6.60	7.00	6.90			6,800		11.000	(20)		
				4.400	6.30	6.40	6.70	7.00			6,550		10.950	(16)		
			artistic ded :													
				4.000	7.00	7.00	6.60	7.40			7,000		11.000	(24)		
			artistic ded :													
10	STADELMANN Tamara (2000)	AUT		3.500	8.50	8.70	8.60	8.80			8,650		12.150	(25)		
				3.500	7.30	7.10	7.20	7.60			7,250		10.750	(21)		
				4.400	5.50	6.10	6.50	6.80			6,300		10.700	(20)		
			artistic ded :													
				4.100	7.60	7.20	6.70	7.60			7,400	-0.20	11.300	(18)		
			artistic ded :													
11	VERGANI Chiara (2001)	ITA		3.900	8.20	8.20	8.10	8.40			8,200	-0.10	12.000	(27)		
				4.400	6.50	6.10	6.00	6.50			6,300		10.700	(23)		
				4.900	5.10	5.50	6.10	5.30			5,400		10.300	(24)		
			artistic ded :													
				4.700	7.10	7.10	7.30	7.10			7,100		11.800	(9)		
			artistic ded :													
12	UGGERI Lisa (2000)	ITA		3.700	8.10	8.30	8.10	8.00			8,100		11.800	(29)		
				1.800	7.60	7.80	8.00	7.90			7,850		9.650	(30)		
				3.600	7.10	7.10	7.10	7.10			7,100		10.700	(19)		
			artistic ded :													
				4.100	7.60	8.10	8.40	7.70			7,900	-0.10	11.900	(7)		
			artistic ded :													

RESULTS

SENIORS

Rank	Name	NOC Code		D	E1	E2	E3	E4	E5	E6	E Score	Pen.	Total	Rank by App.	
13	MALIN Wilma (2001)	FIN		4.200	9.40	9.00	8.60	9.10			9,050		13.250	(11)	
				4.300	6.70	6.70	6.80	7.40			6,750		11.050	(19)	
				2.900	5.50	5.40	6.10	6.30			5,800		8.700	(31)	
			artistic ded :		4.000	6.80	6.90	6.50	6.80			6,800	-0.30	10.500	(26)
	TOTAL :												43.500		
14	PETREAN Emanuela (2001)	ITA		2.600	8.50	8.70	8.70	8.60			8,650		11.250	(30)	
				1.300	8.00	7.80	7.70	8.10			7,900		9.200	(31)	
				3.900	6.10	6.30	6.30	6.40			6,300		10.200	(25)	
			artistic ded :		3.500	7.00	6.80	6.90	7.00			6,950		10.450	(27)
	TOTAL :												41.100		
15	NETZER Ofir (1996)	ISR		4.000	8.50	8.40	8.40	8.60			8,450		12.450	(21)	
				4.500	6.10	6.10	6.20	4.90			6,100		10.600	(25)	
				4.200	6.30	6.00	5.90	5.20			5,950		10.150	(28)	
			artistic ded :												
	TOTAL :												33.200		
16	GILADI Gaya (1998)	ISR		4.600	9.00	8.90	8.60	9.10			8,950		13.550	(2)	
				4.200	3.50	3.20	3.90	3.40			3,450		7.650	(35)	
			artistic ded :		4.400	7.20	7.20	7.40	7.20			7,200		11.600	(14)
			artistic ded :												
	TOTAL :												32.800		
17	FELDON Tzuf (1999)	ISR		3.700	8.50	8.90	8.70	8.30			8,600	-0.10	12.200	(22)	
				3.500	5.10	4.90	5.30	5.00			5,050		8.550	(34)	
			artistic ded :		4.500	6.00	5.90	5.70	5.90			5,900	-0.10	10.300	(28)
			artistic ded :												
	TOTAL :												31.050		
18	KREMER Ofir (1999)	ISR		2.700	7.30	7.70	7.20	8.10			7,500		10.200	(27)	
				4.600	6.40	5.20	5.70	6.60			6,050		10.650	(21)	
			artistic ded :		3.900	6.50	6.20	5.90	6.30			6,250	-0.30	9.850	(31)
			artistic ded :												
	TOTAL :												30.700		
19	IORDACHE Larisa Andreea (1996)	ROU		5.400	8.50	8.30	8.40	8.70			8,450		13.850	(1)	
				5.600	6.50	6.60	7.10	6.20			6,550	-0.10	12.050	(4)	
			artistic ded :												
	TOTAL :												25.900		
20	JURCA Laura (1999)	ROU		4.700	7.80	7.90	7.70	7.90			7,850		12.550	(4)	
				4.700	6.50	6.50	7.20	6.90			6,700		11.400	(11)	
			artistic ded :												
	TOTAL :												23.950		

RESULTS
SENIORS

Rank	Name	NOC Code	D	E1	E2	E3	E4	E5	E6	E Score	Pen.	Total	Rank by App.	
21	CRISAN Ioana (2001)	ROU		4.500	7.60	7.70	8.10	7.50		7,650		12.150	(7)	
					5.200	6.20	5.70	5.10	6.50		5,950		11.150	(14)
					artistic ded :									
TOTAL :												23.300		
22	SCANDELLA Alix (2000)	FRA		2.000	8.20	8.20	8.00	7.90		8,100		10.100	(31)	
				TOTAL :										10.100