

















































RESULTS
JUNIORS







Rank	Name	NOC Code	D	E1	E2	E3	E4	E5	E6	E Score	Pen.	Total	Rank by App.	
1	CANALI Alessia (2003)	ITA		4.600	8.70	8.70	8.50	8.50		8,600		13.200	(13)	
				4.500	7.00	6.70	6.70	6.90		6,800		11.300	(15)	
				4.400	7.60	7.40	8.00	8.00		7,800		12.200	(3)	
			artistic ded :		4.400	7.70	7.90	8.00	8.00		7,950	-0.10	12.250	(2)
			artistic ded :											
2	FRIESS Aline (2003)	FRA		4.600	8.30	8.30	8.00	8.10		8,200	-0.30	12.500	(19)	
				4.500	7.20	7.10	7.30	6.70		7,150		11.650	(12)	
				5.000	7.00	7.20	8.40	8.00		7,600		12.600	(1)	
			artistic ded :		4.500	7.00	7.50	7.40	7.10		7,250		11.750	(12)
			artistic ded :											
3	SANCHEZ Violeta (2002)	ESP		4.600	9.10	9.00	8.90	9.10		9,050		13.650	(1)	
				4.500	6.70	6.80	7.10	7.30		6,950		11.450	(13)	
				5.000	6.10	6.10	6.50	6.50		6,300		11.300	(13)	
			artistic ded :		4.100	7.30	7.40	7.50	7.30		7,350		11.450	(16)
			artistic ded :											
4	SALMINA Deborah (2002)	ITA		4.600	8.80	8.80	8.70	8.90		8,800		13.400	(7)	
				4.700	7.50	7.40	7.30	7.80		7,450		12.150	(8)	
				3.700	6.30	6.40	6.40	6.20		6,350	-0.10	9.950	(29)	
			artistic ded :		4.500	7.30	7.50	8.20	7.60		7,550	-0.10	11.950	(5)
			artistic ded :											
5	ENGELS Fien (2003)	BEL		4.000	8.70	8.60	8.70	8.50		8,650		12.650	(16)	
				4.400	8.20	7.80	8.30	8.20		8,200		12.600	(3)	
				4.300	6.70	6.60	6.20	6.60		6,600		10.900	(17)	
			artistic ded :		4.000	7.10	7.40	7.50	7.20		7,300	-0.30	11.000	(23)
			artistic ded :											
6	VÄNNI Iida-Maria (2002)	FIN		4.600	8.10	8.20	8.10	8.50		8,150	-0.10	12.650	(17)	
				4.600	6.10	6.00	6.00	6.00		6,000		10.600	(24)	
				4.400	7.70	7.40	7.50	6.90		7,450		11.850	(6)	
			artistic ded :		4.100	7.30	7.30	7.40	7.10		7,300		11.400	(17)
			artistic ded :											

RESULTS

JUNIORS

Rank	Name	NOC Code		D	E1	E2	E3	E4	E5	E6	E Score	Pen.	Total	Rank by App.	
7	VANDAMME Julie (2003)	BEL		4.000	8.40	8.50	8.60	8.90			8,550		12.550	(18)	
				4.300	6.80	6.90	6.70	6.70			6,750		11.050	(18)	
				4.700	7.20	6.80	6.50	7.00			6,900		11.600	(10)	
			artistic ded :		4.300	7.00	7.00	7.00	6.50			7,000		11.300	(19)
			artistic ded :												
8	DAVELOOSE Margaux (2003)	BEL		3.500	8.80	8.70	8.50	8.70			8,700		12.200	(24)	
				4.300	6.80	6.80	7.00	7.30			6,900		11.200	(17)	
				4.800	5.10	5.40	5.60	5.30			5,350		10.150	(26)	
			artistic ded :		4.600	7.70	8.10	8.00	7.60			7,850	-0.30	12.150	(3)
			artistic ded :												
9	GRISETTI Emma (2002)	ITA		4.000	8.90	9.00	8.80	8.90			8,900		12.900	(14)	
				4.100	4.60	4.70	4.60	4.70			4,650		8.750	(32)	
				4.500	7.30	6.90	7.30	7.20			7,250		11.750	(8)	
			artistic ded :		4.400	6.70	6.90	6.40	6.80			6,750		11.150	(21)
			artistic ded :												
10	NORBERTO Paula (2002)	ESP		4.600	8.70	8.50	8.50	8.70			8,600		13.200	(12)	
				4.700	6.00	6.20	6.00	5.30			6,000		10.700	(22)	
				4.200	5.50	5.70	6.30	6.20			5,950		10.150	(27)	
			artistic ded :		4.100	6.40	7.10	6.10	6.20			6,300	-0.10	10.300	(29)
			artistic ded :												
11	BELLAN Arianna (2003)	ITA		4.200	8.20	8.30	8.00	8.60			8,250	-0.30	12.150	(26)	
				3.900	6.40	6.60	6.20	6.10			6,300		10.200	(26)	
				3.900	6.40	6.20	6.70	6.40			6,400		10.300	(23)	
			artistic ded :		4.200	7.20	6.70	6.80	7.50			7,000		11.200	(20)
			artistic ded :												
12	PALLISO Mar (2002)	ESP		4.600	9.00	8.70	8.70	8.70			8,700		13.300	(9)	
				4.200	5.90	5.70	6.00	6.10			5,950		10.150	(28)	
				3.000	5.70	5.70	5.30	5.50			5,600		8.600	(33)	
			artistic ded :		4.200	7.30	7.90	7.30	7.20			7,300		11.500	(15)
			artistic ded :												

RESULTS
JUNIORS

Rank	Name	NOC Code	D	E1	E2	E3	E4	E5	E6	E Score	Pen.	Total	Rank by App.	
13	SUKARI Meeriellen (2003)	FIN		3.700	8.30	8.20	8.20	8.20		8,200		11.900	(28)	
				3.300	5.20	5.50	5.00	4.80		5,100		8.400	(33)	
				3.300	5.60	5.30	5.20	5.30		5,300		8.600	(32)	
			artistic ded :											
	TOTAL :											38.800		
14	ORTEGA Carlota (2002)	ESP		3.400	6.40	6.40	6.50	7.10		6,450		9.850	(29)	
				3.900	5.30	5.30	5.30	5.70		5,300		9.200	(30)	
			artistic ded :											
				3.900	7.20	6.90	7.00	7.50		7,100		11.000	(22)	
	TOTAL :											30.050		